



Department of
Health



Combined BSWA & AIR Event

Realising the benefits of digital breast imaging

7th Multidisciplinary Breast Cancer Conference

Saturday 8 – Sunday 9 November 2014

Pan Pacific Hotel | Perth

HOLOGIC®

The Women's Health Company

Gold sponsor



Gold sponsor

SIEMENS

Silver sponsor

Program overview and registration brochure





Conference Committee:

Dr Liz Wylie
Dr Eric Khong
Katy Grace
Janet Brook
Cynthia Leal
Sarah Percy (AIR)
Fiona Smith
Coby Pearson

Combined BSWA & AIR Event

Realising the benefits of digital breast imaging

Saturday 8 – Sunday 9 November 2014

Pan Pacific Hotel | Perth

Dear Colleague,


BreastScreen WA invites you to be part of the
7th Multidisciplinary Breast Cancer Conference.

This biennial event will be held at the Pan Pacific Hotel, within walking distance of the central business district and the Swan River. This event is open to all health professionals who have an interest and passion in breast cancer diagnosis and treatment.

The theme for this conference is **Realising the benefits of digital breast imaging**, and the program will showcase leading international and local speakers.

The Conference Committee is very excited about the scientific program and we look forward to seeing you there.

Dr Liz Wylie
Medical Director
BreastScreen WA



Department of
Health

International Keynote Speakers



Dr Hilary M Dobson
FRCP (Glasg) FRCR

Dr Dobson is a graduate of Glasgow University (1979) and entered radiology after obtaining the MRCP (UK) in 1982. In 1987 she was appointed as Consultant Radiologist to the Western Infirmary, Glasgow with the responsibility of setting up the first NHS funded screening facility in Scotland, working closely with Professor David George, Regius Chair, University of Glasgow.

Initially responsible for the screening of the eligible population of half of Greater Glasgow, Dr Dobson developed the service over a period of 4 years to take on the administration of the screening of half of the Scottish population ~ this now requires the overseeing of the screening

of approximately 80,000 women per annum ~ the largest screening centre in the UK. The team lead by Dr Hilary Dobson is now responsible for leading provision of radiology support to 5 busy symptomatic breast units in Greater Glasgow area and the combined screening and symptomatic service diagnoses approximately 1,000 annually.

In addition to her clinical responsibilities, Dr Dobson is Medical Advisor for Quality Assurance for the Scottish Breast Screening Programme and a member of the National Advisory Group for screening for Scotland. Her main areas of research relate to image guided biopsy and more recently digital imaging. Dr Dobson was Clinical Lead of the WoSCAN Breast Network from December 2008 until August 2011. In July she was appointed successor to Dr Bob Masterton as Regional Lead Cancer Clinician for WoSCAN, and in this capacity she is a member of the Detect Cancer Early Programme Board. As of 1 May 2012 she took up the post of Chair, National Cancer Quality Steering Group. More recently she has been invited to Chair the Scottish Working Group reviewing guidelines of surveillance for familial breast cancer.



Professor Sarah E. Pinder
MRCPPath, FRCPath

Prof. Sarah Pinder undertook her medical degree at Manchester University. After histopathology training and research, she was appointed to Senior Lecturer/Consultant posts in Nottingham and then Cambridge. Dr Pinder is Chair of Breast Pathology at Kings College London, and also Head of Department of Research Oncology, in the Cancer Division, at King's College London.

Prof. Pinder is a Lead Specialist Breast Pathologist at Guy's and St Thomas' Hospitals/King's Healthcare Partners and has a large referral practice in addition to the 'routine' NHS histopathology workload. Her research interests are also focused on breast cancer pathology (both in

situ and invasive), with emphasis on correlation of morphology with protein expression and molecular and genomic features. Features that predict the behaviour of this very clinically and biologically variable disease are investigated through genomic, molecular and histological techniques. She has published over 200 research articles in peer-reviewed literature, approximately 50 invited review articles and 50 chapters in textbooks.

Prof. Pinder serves on the NHS Breast Screening Pathology Coordinating Committee (and Chairs the Research Sub-Group) and the Sloane Project (National UK DCIS audit) Steering Group as well as being a member of various clinical trial and translational research committees.



Australian Keynote Speakers



Dr Jenny Diffey

Dr Jenny Diffey is a medical physicist with 10 years experience of working in diagnostic radiology and radiation protection. She carried out her training in Leeds before taking up a specialist position in Manchester, where she developed a particular interest in mammography. Her experiences enabled her to take up the post of principal Medical Physicist for BreastScreen NSW in 2009.

Since arriving in Australia, she has contributed heavily to the development of QA guidelines for digital mammography and taught extensively on this subject. Jenny sits on working parties within RANZCR and the College of Physics (ACPSEM) and co-authored the omamQA.com online training resource. In 2013, she was awarded a PhD from the University of Manchester for her research into volumetric breast density and its relationship with breast cancer risk.



Winthrop Professor Christobel Saunders

Prof. Christobel Saunders has been Professor of Surgical Oncology at the School of Surgery, University of Western Australia since 2002. Her clinical interests are in the diagnosis and management of breast cancer and melanoma.

Prof. Saunders is a Board Member of Cancer Australia, President of the Cancer Council of Western Australia and on many local and international research and charitable committees such as the Breast Cancer Network Australia and the national cancer genetics consortium kConFab.


Her research interests include many aspects of clinical research in breast cancer, including endogenous and exogenous hormonal risk factors, familial aspects of breast cancer, survivorship issues including fertility and menopause, psychosocial research, minimally invasive treatments and new diagnostic modalities. Prof. Saunders has published over 60 scientific papers, 16 book chapters and a book.



Dr Gareth Porter

Dr Porter qualified from University of Bristol, Southwest England in 1996. Following junior doctor posts in England and Queensland, Australia, Dr Porter did his specialist radiology training in Nottingham, England. This included a 16 month breast imaging fellowship at Nottingham Breast Institute.

Dr Porter started as a Consultant at Derriford Hospital in Plymouth, southwest England in 2006 specialising in breast and general oncological imaging. Dr Porter was Training Programme Director for Southwest England radiology training scheme from 2009-2012. Dr Porter was Head of the Radiology department in Plymouth for 2 years before commencing at Sir Charles Gairdner Hospital in January 2014.



Department of
Health

Provisional Program

Saturday 8 November 2014

7:15	Registration	
8:30-8:45	Official Opening	Prof. Bryant Stokes A/Director General of Health

Session One BREAST DENSITY - CHAIR Dr Eric Khong

8:45-9:10	Breast density: How can it be measured? Let me count the ways	A/Prof Jennifer Stone University of Western Australia
9:10-9:40	Breast density and an individual screening regime: the evidence so far	Prof. Dallas English Epidemiologist University of Melbourne
9:40-10:05	Can we modify breast density and individual risk?	Dr Andy Redfern Medical Oncologist Royal Perth Hospital
10:05-10:30	Should we add ultrasound screening to mammographically dense breast?	Dr Hilary Dobson Radiologist, Scotland

10:30-11:00 Morning Tea

Session Two EARLY DETECTION - CHAIR Dr Bruce Latham

11:00-11:40	DCIS: the good, the bad and the ugly	Prof. Sarah Pinder Pathologist, United Kingdom
11:40-12:10	DCIS: what is the place of MRI?	Dr Jacqui Thomson Radiologist, BreastScreen WA
12:10-12:30	New localisation technologies and intraoperative specimen radiography – the surgeon's perspective	Prof. Christobel Saunders Breast Surgeon Royal Perth Hospital

12:30-1:30 Lunch

Session Three DIAGNOSTIC DILEMMAS - CHAIR Dr Cecily Metcalf

1:30-2:10	Overdiagnosis in the Australian Screening context	Prof. Dallas English Epidemiologist University of Melbourne
2:10-2:30	Lobular lesions: do they all need MRI?	Dr Matt Brookes Radiologist Sir Charles Gairdner Hospital
2:30-3:00	Ultrasound of the complex cystic breast lesions	Dr Michelle Bennett Radiologist, BreastScreen WA

3:00-3:30 Afternoon Tea

Session Four DIGITAL IMAGING FRONTIERS - CHAIR Dr Roshi Kamyab


3:30-4:00	Digital imaging: are we making the most of the technology?	Dr Jenny Diffey Medical Physicist Hunter New England Imaging
4:00-4:15	BSWA Compression Survey Results	Janet Brook Chief Radiographer BreastScreen WA
4:15-4:30	CESM: The radiographer's perspective	Carolyn Madeley Radiographer, Royal Perth Hospital
4:30-5:00	Contrast: enhanced subtraction mammography image interpretation and comparative imaging	Dr Donna Taylor Radiologist, BreastScreen WA



Provisional Program

Sunday 9 November 2014		
7:30	Registration	
Session Five	DIGITAL IMAGING: CHANGING PRACTICE - CHAIR Janet Brook	
8:00-8:30	Tomosynthesis Image Formation, dose and artefacts	Dr Jenny Diffey Medical Physicist Hunter New England Imaging
8:30-8:45	Tomosynthesis: challenges for the radiographer	Natalie Webb Radiographer Sir Charles Gairdner Hospital
8:45-9:00	Tomosynthesis: outcomes from assessment in Western Australia	Dr Anita Bourke Radiologist Sir Charles Gairdner Hospital
9:00-9:20	New mass mammographic reading method and wide angle tomosynthesis the Plymouth Experience	Dr Gareth Porter Radiologist Sir Charles Gairdner Hospital
9:20-10:00	Tomosynthesis image interpretations, distortion and densities	Prof. Hilary Dobson Radiologist, Scotland
10:00-10:30 Morning Tea		
Session Six	EMERGING TECHNOLOGY ISSUES - CHAIR Mr Lee Jackson	
10:30-11:10	Imaging for the assessment of incomplete surgical margins, residual disease and post therapy surveillance	Prof. Hilary Dobson Radiologist, Scotland
11:10-11:40	Rollis: an update. Are all lesion markers the same?	Dr Donna Taylor Radiologist, BreastScreen WA
11:40-12:30	Sentinel lymph nodes and low volume metastatic disease and reporting neoadjuvant chemotherapy specimens	Prof. Sarah Pinder Pathologist, United Kingdom
12:30-1:30 Lunch		
Session Seven	MANAGEMENT CHALLENGES - CHAIR TBA	
1:30-2:10	Borderline lesions	Prof. Sarah Pinder Pathologist, United Kingdom
2:10-2:50	Radiation oncology for early breast cancer current controversies	Dr Margaret Latham Radiation Oncologist Sir Charles Gairdner Hospital
2:50-3:30	Emerging breast cancer management challenges for the oncologist	Prof. Arlene Chan Medical Oncologist Mount Hospital
3:30 Close		

Disclaimer: All information is correct at the time of printing. The Conference organisers reserve the right to change speakers, events and/or time slots as necessary.



Department of
Health

Registration Information

(Rates include GST)

Online registrations are preferred.

Go to: <https://payments.air.asn.au/index.php?eventid=61>

Registration Type	Medical Practitioners	Health professionals – AIR member	Health professionals – non- AIR member
EARLY BIRD - FULL REGISTRATION Includes all meals. <u>Must be paid by 30/09/14</u>	<input type="checkbox"/> \$550.00	<input type="checkbox"/> \$330.00	<input type="checkbox"/> \$370.00
FULL REGISTRATION Includes all meals. <u>Paid after 01/10/14</u>	<input type="checkbox"/> \$605.00	<input type="checkbox"/> \$365.00	<input type="checkbox"/> \$410.00
Saturday ONLY Includes morning tea, lunch and afternoon tea	<input type="checkbox"/> \$310.00	<input type="checkbox"/> \$190.00	<input type="checkbox"/> \$250.00
Sunday ONLY Includes morning tea and lunch	<input type="checkbox"/> \$310.00	<input type="checkbox"/> \$190.00	<input type="checkbox"/> \$250.00

Registration Form/Tax Invoice

ABN 26 924 779 836

** PLEASE PRINT LEGIBLY TO ASSIST OUR STAFF TO PROCESS YOUR REGISTRATION WITH EASE **

Registration type: ☐ Delegate ☐ Speaker / Presenter ☐ Committee ☐ Student ☐ Sponsor

Dr/ Mr/ Mrs/ Miss/ Ms _____

First Name

Surname

AIR Membership No

Suburb: _____ State: _____ Post Code: _____ Phone: _____

Email: _____

Employer/Organisation/University: _____

Job position / role: _____

Special dietary/Mobility requirements: _____

Please make cheques/money orders payable to 'Australian Institute of Radiography'

Method: ☐ Cheque/Money Order ☐ Visa ☐ Master Card ☐ Amex AMOUNT: \$ _____

Credit Card Number: _____ / _____ / _____ / _____

CCV: _____ Expiry Date: _____

Visa & MasterCard: The CCV number is the last 3 digits AFTER the credit card number in the signature area of the card. AMEX: The CCV number is printed on the front of your card. (It is the last 4 digits).

Print Name shown on Credit Card: _____

Signature: _____

Please forward this registration form & payment to:

Australian Institute of Radiography | PO Box 16234 | Collins Street West | Melbourne Vic 8007

Fax: 03 9416 0783 For further information email: events@air.asn.au



Accommodation

Accommodation is available at the Pan Pacific Hotel as well as many hotels within walking distance of the venue.

Pan Pacific Perth, 207 Adelaide Terrace, Perth

T +618 9224 7777

<http://www.panpacific.com/en/hotels-resorts/australia/perth.html>

You will need to contact Pan Pacific Perth directly regarding room configurations and availability.

Other options for accommodation are The Novotel Langley which is across the street,

<http://novotelperth.com.au/> and the Mercure is about 500m away <http://mercureperth.com.au/>

Confirmations/Cancellations

Confirmation of registration/ acknowledgement of payment will be sent by the Australian Institute of Radiography to each delegate upon receipt of payment.

Registered delegates who cannot attend may be replaced by another participant provided notification is received prior to the conference. Registration is non-refundable.

For more information please refer to Terms and Conditions (page 9).


Book your free screening mammogram online

Women who have received a letter from BreastScreen WA, or are 50 years or over, can now go online to book a standard appointment at any of our nine metropolitan clinics.

Browse BreastScreen WA's new modern, fully responsive website with printer friendly resources and print referrals with Medical Director.

www.breastscreen.health.wa.gov.au





Department of Health

Take me back to 2012... remembering the last conference...



Privacy Statement

Your name and contact details are retained by BreastScreen WA for the delegate list and future promotions only. It is not provided to third parties related to this event.



Terms and Conditions

Behaviour: BREASTSCREEN WA 2014 reserves the right to prohibit entry of any person to the event, or eject any person from the event based on behaviour deemed inappropriate by BREASTSCREEN WA 2014 Committee, staff and/or its agents and others working under its authority.

Canvassing by delegates is strictly prohibited at BREASTSCREEN WA 2014. Promotional materials may not be distributed at the event/forum except by event sponsors. Delegates violating this policy will be asked to leave the event and AIR members may have their membership revoked.

Cancellation policy: Registration fees are non-refundable. Registered delegates who cannot attend maybe replaced by another participant provided notification is received prior to the conference.

Disclaimer: BREASTSCREEN WA 2014 will not accept liability for the damages of any nature sustained by participants or their accompanying persons for loss or damage to their personal property as a result of the conference, the exhibition or related events.

Insurance: Registration fees do not include insurance of any kind. It is strongly recommended that all delegates take out their own travel and medical insurance prior to coming to the conference / meeting. The BREASTSCREEN WA Committee will not take any responsibility for any participant failing to insure. Please seek further information from your travel agent or airline.

Image Release: In registering for BREASTSCREEN WA 2014, delegates grant permission to BREASTSCREEN WA Committee, its agents and others working under its authority, to take and to have full and free use of video/photographs containing their image/likeness. It is understood these images may be used for promotional, news, on-line/multimedia, research and/or educational purposes by and for BREASTSCREEN WA and the AIR. Delegates agree that they are not entitled to remuneration, residuals, royalties or any other payment from BREASTSCREEN WA and AIR in respect of their image/likeness or its use. Delegates release, discharge, and hold harmless, BREASTSCREEN WA Committee and its agents from any and all claims, demands or causes of actions that they may hereafter have by reason of anything contained in the photographs or video. Should a delegate not agree to the above image release, they must advise AIR by emailing at conference@air.asn.au

Privacy policy: BREASTSCREEN WA and the AIR are concerned with the protection of your privacy. We support the Privacy Principles contained in the Privacy Act 1988 (Cth), as amended. BREASTSCREEN WA and AIR collect and store your personal information for the purposes of providing membership services, education and training programs, and improving and promoting products and services, and membership status in various ways.

Program: The BREASTSCREEN WA Committee reserves the right to change the program at any time. Every effort will be made to ensure a program of equivalent standard.

Recording of CPD Hours:

- It is the responsibility of delegates to update their own CPD record manually
- Records of attendance are maintained on file by AIR for auditing purposes
- For all AIR CPD queries, please contact cpd@air.asn.au

Registration Notice: AIR member registration rates are not transferable to non-AIR members. By selecting a member registration rate, it is agreed that the registrant is a current financial member of AIR or a group with the same event rate and that the registration is made in the AIR member's name only. A breach of this may result in a cancellation of an event registration and/or AIR membership.

Registration and Payment: Payment in full is required by the event date. Registration places are limited and will be allocated on a strictly 'first in' payment basis. In the event that no space is available, you will be notified immediately. If you do not receive a confirmation email, please call AIR Events Department on 03 9419 3336 to confirm that your registration has been received.

Sharing registrations: A conference registration is for one individual to attend the conference program. One registration may not be utilised by several individuals.

Special Dietary/Physical Requirements: Will not be catered for unless requested before the event registration closing date. Please email events@air.asn.au with your requirements, if not listed on your registration form. Please ensure the email is title BREASTSCREEN WA 2014 – Special requirements

Substitutions: Should a registrant be unable to attend, they may send one substitute in their place. AIR must be notified of all substitutions prior to the event.